

Citizen Science Tahoe
Help Protect Lake Tahoe – Become a Citizen Scientist

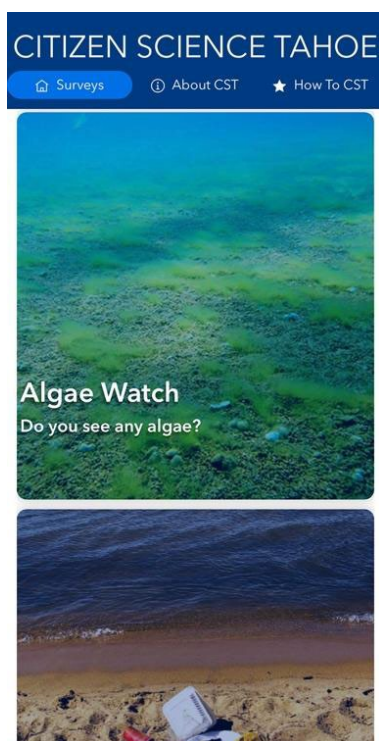
Detailed Instructions

Become a Citizen Scientist

Use Survey123 to submit your citizen science observations. Download the Survey123 app and Citizen Science Tahoe (CST) surveys then head outside to submit your observations.

Please read all instructions before following any links.

1. Follow this [link](#) to access the Citizen Science Tahoe website.
2. Once on the website (below, left), click on any of the surveys (Eyes on the Lake, Algae Watch, That's Not Natural, Water Quality, Project Ashfall, or Stories in the Snow) to access the Survey123 app download page (below, right).



3. If you are using a PC laptop or desktop, click the Microsoft download link. If you are using an Apple IOS device, click the link to the Apple App Store. If you are using an Android phone or tablet, click the Google Play link.

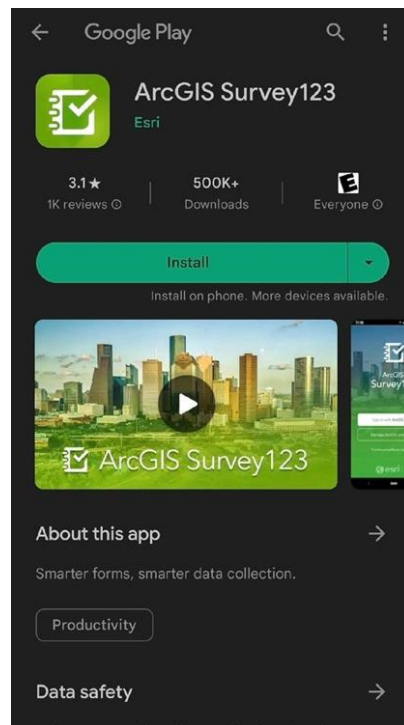
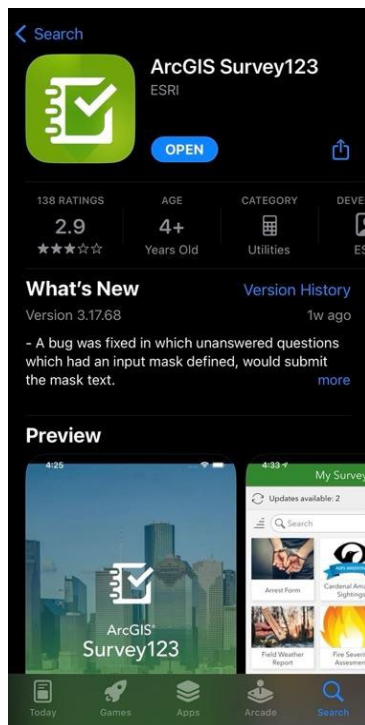
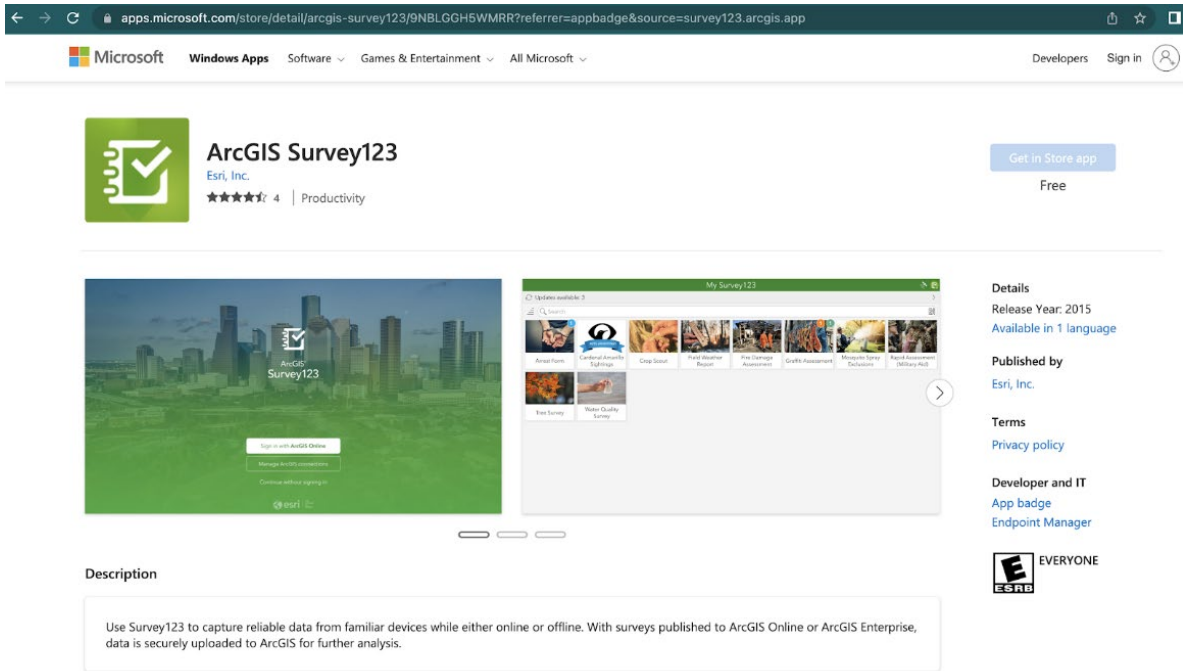


Citizen Science Tahoe

Help Protect Lake Tahoe – Become a Citizen Scientist

Detailed Instructions

- Download the app to your device. Pictured below are the download pages for Survey123 on Microsoft (top), Apple (bottom left), and Google Play (bottom right).



Citizen Science Tahoe
Help Protect Lake Tahoe – Become a Citizen Scientist

Detailed Instructions

5. Return to the [Citizen Science Tahoe](#) webpage and click on a survey. This will open the Survey123 app.
6. Upon opening the app, you will be presented with the screen below. Click 'Continue without signing in.'



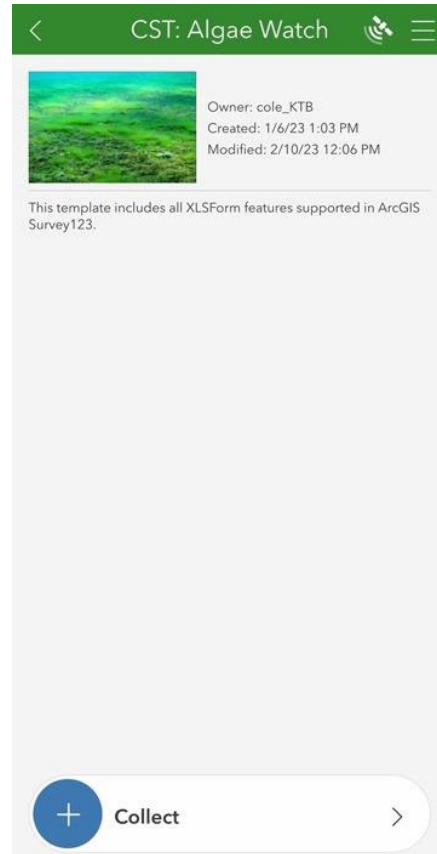
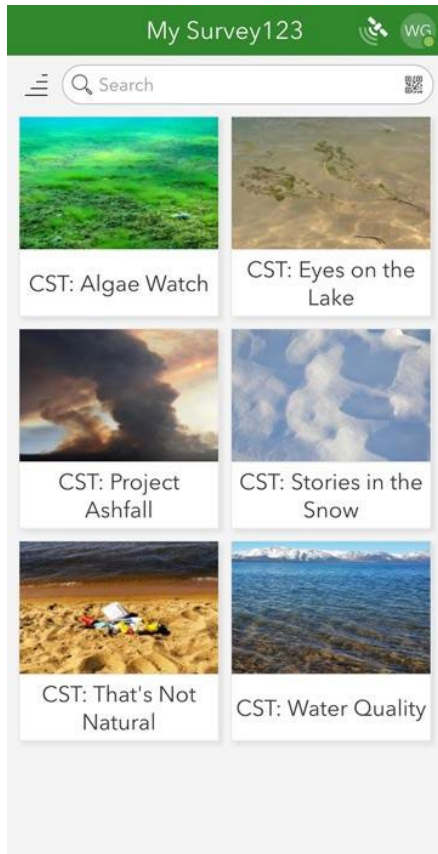
7. Now, the survey you clicked on the [Citizen Science Tahoe](#) homepage in step 5 is available in Survey123 for you to use. You will need to return to the [Citizen Science Tahoe](#) homepage and click on each of the surveys individually to make them available in Survey123. This step only needs to be done once for each survey. You'll be able to access the survey directly through the Survey123 app after this step. We recommend doing this before going into the field so that the surveys can be accessed offline.



Citizen Science Tahoe
Help Protect Lake Tahoe – Become a Citizen Scientist

Detailed Instructions

8. After downloading the surveys (steps 5-7), Survey123 will present a page like the one pictured below, left. To enter a survey, just click on whichever one you would like to fill out then click on the 'Collect' button at the bottom of your screen (pictured below, right).



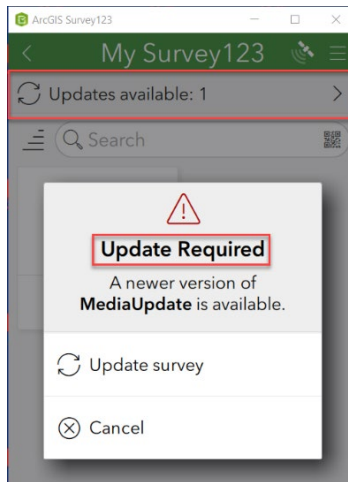
9. Surveys are occasionally updated. You will see a red circled number on the survey. Please select 'Update survey' (pictured below).



Citizen Science Tahoe

Help Protect Lake Tahoe – Become a Citizen Scientist

Detailed Instructions



- Each survey contains information relevant to the specific survey topic. Enter as much information as you can and try to include pictures. When you are finished, click on the check mark in the bottom right corner to submit your survey.



Citizen Science Tahoe
Help Protect Lake Tahoe – Become a Citizen Scientist

Detailed Instructions

11. When submitting your surveys, it will depend on if you are online (connected to Wi-Fi or cellular service) or offline. If you have cell service or Wi-Fi at your field location, you will be able to choose 'Send now' to submit your survey. If your device is offline, hit 'Save in Outbox' and the survey will be saved and will be submitted as soon as you reach a service area again.

